


Special Features:


Industrial Construction- ISO's processing table and sludge tank are built using PVC and 1/8" thick aluminum. They are designed to hold up to the rigors of industrial finishing.




Smart Design- The counter space of the MFI Processing Table is water-tight to allow for easy cleanup. The sink is sized to perfectly fit ISO's media drain basket. Incorporating the table can drastically increase your production



Simple Operation- The sludge tank utilizes a standard sump-pump for the removal of waste water. There are no filters or other catch bins to clean. Pumps can be easily replaced off the shelf.



Mobility- The sludge tank sits on nine caster wheels. This allows you to move to an easy location for cleaning. ISO Finishing offers sludge tank pellets to make cleanup even easier.



Specifications

Frame	2"x2"x1/8" Aluminum
Table	72" L x 32" W x 38" H
Sink	32" L x 15" W x 14" H
Back Splash	72" L x 8" W x 20" H
Sludge Tank	66" L x 27" W x 16" H



How It Works- Water that drains from the table into the sludge tank enters the first compartment. As the compartment fills the water travels through the baffling to the second and third compartment where it is pumped out.